








**Art Supply List for Beginning Oil Painting  
with Sandra Smith-Dugan**

If you tell me you need a brush set or and panels, I'll have them available for purchase on the first day of class.

Contact me at [sandra@smith-dugan.com](mailto:sandra@smith-dugan.com)

<p><b>Assortment of Bristle Brushes</b></p>	<p>This set includes: #6 Angle #6 Flat #10 Flat #8 Filbert #4 Filbert #2 Round</p> <p>We will use all of these brushes for different purposes, this is a great set to get us going.</p>	
<p><b>Palette</b></p>	<p>Bring a hard (not a disposable) palette. 11 x 14, 12 x 16 or thereabouts. No smaller than 11 x 14. Wood or plastic is fine.</p>	
<p><b>Painting Knife</b></p>	<p>You will use this to mix colors, scrape your painting, and clean your palette - a must have tool!</p>	
<p><b>Brush Cleaner</b></p>	<p>1 jar filled with 1/2 to 1 cup of odorless turpenoid. The Silicoil brush cleaning jar has a coil inside for rubbing your brush over, this is a great brush cleaner as its rounded edges don't damage your brushes. Good idea to put inside a gallon size zip lock bag in case it leaks.</p>	

<p><b>Odorless Turpenoid</b></p>	<p>Buy a quart or a gallon, then pour some into your brush cleaner jar up to about 2" to the rim. Bring just the jar with the odorless turp and leave the jug at home.</p>	
<p><b>Paper Towels</b></p>	<p>I like the blue shop towels available at Costco, but really any decent brand will do. Old sheets and t-shirts cut up as rags are great too!</p>	
<p><b>Canvas Panels</b></p>	<p>Cotton canvas board - size 12 x 16. Get at least 10 each. These often come in a package of 12 or so - get as many as you can afford - up to 24. We will go through these and I don't want you feeling constrained by what you have, they are pretty cheap, much less than a stretched canvas.</p> <p>Utrecht or Fredrix are good brands to buy.</p>	
<p><b>Easel</b></p>	<p>Bring a sturdy portable easel. I want everyone standing unless you need to sit, in which case bring a table top easel, there will be tables available.</p>	

<p><b>Oil Paints</b></p>	<p>Don't buy cheap student grade oil paints! It will impede your color mixing skills. There are two brands of very decent quality oil paint at affordable prices: Utrecht Artist Oils and Classic Artist Oils</p> <p>Bring the following colors:</p> <p>Titanium White - large 150 ml size  Cadmium Yellow Light - 37 ml or larger  Yellow Ochre - 37 ml or larger  Cadmium Red Light - 37 ml or larger  Alizeran Crimson - 37 ml or larger  Ultramarine Blue - 37 ml or larger  Prussian Blue - 37 ml or larger  Veridian Green - 37 ml or larger  Sap Green - 37 ml or larger  Burnt Sienna - 37 ml or larger  Burnt Umber - 37 ml or larger</p>	
<p><b>Sketch Book</b></p>	<p>9 x 12 spiral bound sketch pad and soft pencil and eraser. A #4 or #6 pencil and kneaded eraser would be good.</p>	
<p><b>Liquin</b></p>	<p>1 small jar of Liquin oil painting medium. You will use this only if your paints are thick and need a little thinning. You can also use your turps for this so it's an optional item.</p>	